

0 3 | 2 0 2 4

penumbra

fetish manufacture

Base Material

WHAT WE WORK WITH

LEATHER


LEATHER

Leather is how it all started. Lena created her first penumbra items from black leather and it took her some time to be able to offer alternatives. By now, we carry a variety of different colors and leather types to choose from.

LB1 | (OUR STANDARD) BLACK LEATHER

This is by far the most used leather here at penumbra. It's a timeless classic and will go with everything.

This one is buffalo leather that is sturdy yet soft and comes with a slight shine



LS2 | WHITE LEATHER

Our white leather is the hardest to work with, since we need to process it apart from all the other colors.

While it looks gorgeous in a finished item, it's also the leather that needs most caution in handling.



It has a white top coating to an off-white base leather, so scratches will show.

Due to us using a laser beam for cutting, the edges will look darker than the rest of the leather, which is something we think looks really cool.

LS4 | BLUE LEATHER

Our blue leather is sturdy yet soft and completely died through.

What does that mean? Even if you happen to get a scratch in an item made from this material, it won't show as much since the whole leather is dyed instead of just the surface.



LS3 | BURGUNDY LEATHER

Our burgundy leather is sturdy yet soft and completely died through.

What does that mean? Even if you happen to get a scratch in an item made from this material, it won't show as much since the whole leather is dyed instead of just the surface.

LEATHER



YOU WANT WHITE? NO PROBLEM!

This is our incision No. 8 collar in white with teal accents. Working with white leather always presents a bit of a challenge, but we love how this one turned out!

COLLECTION COMPATIBILITY

✓ YES!

€ COSTS EXTRA

× NO.

	CLASSIC	FLORIS	INCISION	L. & LACE	CALLIGR.	DELICATE	MANDALA	ACCESSO.
LB1	✓	×	✓	✓	✓	✓	✓	✓
LS2-LS4	€	×	€	€	€	€	€	€



BLACK LEATHER AND RED LINING

Sometimes, a pop of color is all you need to make your cuffs extra special.

In this case, we used soft red lining leather with cuffs from our "classic" collection.

LEATHER

LEATHER “ANTIQUÉ”

Our antique leather is a real treasure for those patient enough to give it time to age and develop its full beauty.

It’s a pull-up cowhide that will need a little time to fully unfold it’s potential. When your new items made from this wonderful material arrive, they will scratch easily. That’s OK and completely normal. You can even erase most scratches by rubbing the leather gently with your finger or using a soft cloth dipped in some leather care.

Gradually, this will result in a beautiful patina that makes every item unique and gives them a rustic, aged look. The leather will darken a bit with the use of leather care products.

All our antique leathers will develop a natural and gorgeous patina with time.



LA1 | BROWN
“ANTIQUÉ” LEATHER

This light brown leather has a very natural feel to it.



LA2 | BURGUNDY
“ANTIQUÉ” LEATHER

We love our burgundy antique leather! Due to it’s deep shade of red, it might take a second glance to read personal engravings.



LA3 | GREY
“ANTIQUÉ” LEATHER

This mud grey antique leather is the one Lena originally fell in love with when designing the calligraphy collection. It goes with almost every other color and is the most requested for creating items outside the calligraphy collection.



LA4 | TEAL
“ANTIQUÉ” LEATHER

The vibrant teal of this antique leather gives every penumbra item a truly special touch.



LA5 | PISTACCHIO
“ANTIQUÉ” LEATHER

Our antique leather in this lovely shade of green goes amazingly well with earthy tones and brass or gold hardware.



LA6 | PURPLE
“ANTIQUÉ” LEATHER

We haven’t counted how often we had to reject custom inquiries for purple items, since purple leather was very hard to find. But no more of that! Now we have this beauty in stock to create your new favorite accessories with.



LA7 | DARK BROWN
“ANTIQUÉ” LEATHER

Dark brown is such a classy color and goes really well with the antique effect of the leather.

LEATHER



PRETTY IN GREEN!

Here's our pistacchio antique leather used for a "classic No. 1" collar.

COLLECTION COMPATIBILITY

✓ YES!
 € COSTS EXTRA
 ✗ NO.

	CLASSIC	FLORIS	INCISION	L. & LACE	CALLIGR.	DELICATE	MANDALA	ACCESSO.
LA1 - LA7	✓	✗	✓	✓	✓	✓	✓	✓

TOUGH DECISIONS!

We can't decide which is our favorite!

Here are some examples of how our collars can look like made from teal antique leather.



LEATHER

LEATHER “FLORIS”

Lena found the embossed leather at a leather fair in Milan, and immediately fell in love. Some sources say she wasn't even looking for something that fancy, but just couldn't resist.

The leather is waxed cowhide that is then embossed with a beautiful floral pattern. The white wax coating helps in creating even more depth to the pattern, giving it the two-tone effect portrayed in the images. You can even boost that by buffing the items made from this material with a soft cloth.



LG1 | ANTHRACITE FLORIS LEATHER

This leather's base color is black, but due to the white wax coating of our embossed leathers it looks like an elegant dark grey. We love combining it with black lining and stitching.



LG2 | OLIVE GREEN FLORIS LEATHER

This leather's base color is olive green, but due to the white wax coating of our embossed leathers it looks like there are two different shades of green involved. We love combining it with olive-brown lining and green stitching.



LG3 | BLUE FLORIS LEATHER

This leather's base color is blue, and due to the white wax coating of our embossed leathers it almost reminds us of stylish denim. We love combining it with dark blue lining and dark blue stitching.



LG4 | BROWN FLORIS LEATHER

This leather's base color is brown, and due to the white wax coating of our embossed leathers it looks like there are two different shades of brown involved. To us, it has some kind of steampunky feel to it! We love combining it with dark brown lining and brown stitching.



LG5 | YELLOW FLORIS LEATHER

This leather's base color is saffron yellow, and it's the one with the most prominent color difference. The pressed parts look brownish, which goes amazingly well with the yellow. We love combining it with black or brown lining and stitching.



LG6 | LILAC FLORIS LEATHER

This leather's base color is a soft lilac, but due to the white wax coating of our embossed leathers it looks like there are two different shades of purple involved. We love combining it with black lining and black stitching.

LEATHER

COLLECTION COMPATIBILITY

✓ YES!
 € COSTS EXTRA
 × NO.

	CLASSIC	FLORIS	INCISION	L. & LACE	CALLIGR.	DELICATE	MANDALA	ACCESSO.
LG1 - LG6	€	✓	×	×	×	×	×	€



THE FIRST CUSTOMER'S ORDER OF OUR "FLORIS" COLLECTION...

...was made from our brown floris leather and brass hardware. A wonderful combination!



GROUP SHOT

Here you can find a few hardware and leather combinations of our embossed leather.

These were the first prototypes of our "floris" collection collars.

VEGAN LEATHER ALTERNATIVE

VEGAN LEATHER ALTERNATIVE

We are very happy to announce that we can offer vegan alternatives to most of our items and collections.


We searched for a long time and tested a few alternatives before we finally found (and stuck to) the vegan leather alternative we use now.

One of the many points that convinced us was the sustainability of the material. The remnants of the apple industry are used to create this material, and in further consequence, our hand crafted items. How cool is that?



COULD YOU HAVE TOLD THE DIFFERENCE?


Here's our black vegan leather alternative (it looks so real, doesn't it?), combined with red cork for the pattern background. We love this vibrant combination displayed in our "incision No. 5" collar.



VT1 | BLACK VEGAN MATERIAL


This is the most commonly used vegan material here at penumbra - black is a classic after all.

It has a slight shine and is very hard to distinguish from real leather, which makes it a perfect substitute to us.



VT2 | BROWN VEGAN MATERIAL

The light brown vegan material is our standard for the vegan calligraphy collection.



VG1 | AQUA "EMBOSSSED" VEGAN

The textured vegan material has a very unique look and feel and makes every piece extra special




VG2 | MAGENTA "EMBOSSSED" VEGAN

The textured vegan material has a very unique look and feel and makes every piece extra special

COLLECTION COMPATIBILITY


	CLASSIC	FLORIS	INCISION	L. & LACE	CALLIGR.	DELICATE	MANDALA	ACCESSO.
✓ YES!								
€ COSTS EXTRA								
× NO.								
ALL BUT VD3	✓	×	✓	✓	✓	✓	✓	✓
VD3	€	×	€	€	€	€	€	€

VEGAN LEATHER ALTERNATIVE




VD1 | RED VEGAN MATERIAL

This red vegan material still looks a lot like real leather, but is a little thinner than our standard black leather substitute. Nevertheless, we can still use it to create long-lasting, durable items for you.



VD2 | BLUE VEGAN MATERIAL

This blue vegan material still looks a lot like real leather, but is a little thinner than our standard black leather substitute. Nevertheless, we can still use it to create long-lasting, durable items for you.




VD3 | WHITE VEGAN MATERIAL

This white vegan material still looks a lot like real leather, but is a little thinner than our standard black leather substitute. Nevertheless, we can still use it to create long-lasting, durable items for you. As with all white material, it is harder for us to process and therefore is slightly more expensive.

ON THE BOTTOM:

Our “incision No.4” collar, made from vegan burgundy leather substitute, combined with rose gold hardware.



VD4 | BURGUNDY VEGAN MATERIAL

This burgundy vegan material still looks a lot like real leather, but is a little thinner than our standard black leather substitute. Nevertheless, we can still use it to create long-lasting, durable items for you.



HOW TO CONTACT US

WE LOVE TO HEAR FROM YOU!



WWW

VISIT US ONLINE

www.penumbra.at



SEND US AN EMAIL

office@penumbra.at



FOLLOW US

[@penumbraustria](https://www.instagram.com/penumbraustria)



DOWNLOAD OUR
FULL CATALOG

Send us an email and we
will contact you!



MEET US IN PERSON

Make an appointment to
visit our little workshop in
Austria or check our website
to see when & where to find
us on fairs!